




**MINUTES OF COUNTY FINANCES  
TREASURER'S REPORT**

IN THE MATTER OF COUNTY FINANCES  
IN THE HANDS OF  
MARY HORTON, TREASURER  
OF JACKSON COUNTY, TEXAS


COMMISSIONERS' COURT  
JACKSON COUNTY, TEXAS  
IN REGULAR SESSION  
JULY TERM 2020


IN ACCORDANCE with Section 114.026, Local Government Code, we, the undersigned, constituting the entire Commissioners' Court of said County, certify that on the 28th day of July 2020, at the Regular term of Court, we compared and examined the monthly report of Mary Horton, Treasurer of Jackson County, Texas, for June 2020, and finding the same correct, entered an order in the Minutes approving said report, which states total cash and other assets on hand as: \$11,659,481.71.

  
\_\_\_\_\_  
Jill S. Sklar, County Judge


  
\_\_\_\_\_  
Wayne Hunt, Commissioner Pct. #1

  
\_\_\_\_\_  
Wayne Bubela, Commissioner Pct. #2


  
\_\_\_\_\_  
Johnny E. Belicek, Commissioner Pct. #3

  
\_\_\_\_\_  
Dennis Karl, Commissioner Pct. #4

SWORN TO AND SUBSCRIBED BEFORE ME, by Jill S. Sklar, County Judge, and County Commissioners of said Jackson County, each respectively, on this the 28th day of July A.D., 2020.

  
\_\_\_\_\_  
Attest: Katherine R. Brooks, County Clerk

FILED FOR RECORD THIS the 28th day of July A.D., 2020, and recorded on the 28th day of July A.D., 2020.

  
\_\_\_\_\_  
Katherine R. Brooks, County Clerk and  
Ex-Officio Clerk of the Commissioners'  
Court in and for Jackson County, Texas

By: \_\_\_\_\_  
Deputy

		BEGINNING BALANCE	TOTAL DEBITS	TOTAL CREDITS	ENDING BALANCE	AVERAGE DAILY BALANCE
GENERAL						
10 -000-1020	CHANGE FUND	2,146.00	0.00	0.00	2,146.00	2,146.00
10 -000-1030	CASH IN BANK	33,762.67	688,135.91	677,538.09CR	44,360.49	3,286.01CR
10 -000-1034	CASH IN BANK -	11,004.47	12,034.86	9,391.47CR	13,647.86	8,771.35
10 -000-1040	CASH IN TEX POOL	260,954.36	46.42	0.00	261,000.78	260,955.91
10 -000-1042	CASH IN TEXAS CL	6,318,577.85	23,705.24	450,000.00CR	5,892,283.09	6,168,668.57
10 -000-1045	CASH IN T BILLS	0.00	0.00	0.00	0.00	0.00
10 -000-1046	CASH IN C.D.'S	18,364.17	69.24	0.00	18,433.41	18,410.33
10 -000-1051	CASH IN ESCROW-L	0.00	0.00	0.00	0.00	0.00
10 -000-1060	CASH IN MONEY MA	483,040.98	178.17	0.00	483,219.15	483,046.92
	FUND 10 TOTAL	7,127,850.50	724,169.84	1,136,929.56CR	6,715,090.78	6,938,713.07
PERMANENT IMPROVEMENT						
12 -000-1030	CASH IN BANK	449.49	0.25	0.00	449.74	449.50
12 -000-1040	CASH IN TEX POOL	0.00	0.00	0.00	0.00	0.00
12 -000-1042	CASH IN TEXAS CL	1,093,705.52	528.92	0.00	1,094,234.44	1,093,723.15
	FUND 12 TOTAL	1,094,155.01	529.17	0.00	1,094,684.18	1,094,172.65
COMMISSARY TELEPHONE						
15 -000-1030	CASH IN BANK	823.04	4,391.62	5,049.68CR	164.98	1,392.52
15 -000-1040	CASH IN TEXPOOL	0.00	0.00	0.00	0.00	0.00
15 -000-1042	CASH IN TEXAS CL	40,300.00	2,519.77	19.77CR	42,800.00	40,966.67
	FUND 15 TOTAL	41,123.04	6,911.39	5,069.45CR	42,964.98	42,359.19
DISTRICT ATTORNEY-HOT CHK						
17 -000-1030	CASH IN BANK	557.90	0.00	1.65CR	556.25	556.69
17 -000-1040	CASH IN TEX POOL	0.00	0.00	0.00	0.00	0.00
17 -000-1042	CASH IN TEXAS CL	7,200.00	3.49	3.49CR	7,200.00	7,200.00
	FUND 17 TOTAL	7,757.90	3.49	5.14CR	7,756.25	7,756.69
ELECTIONS ADMINISTRATION						
18 -000-1030	CASH IN BANK	4,055.02	14,326.21	0.00	18,381.23	10,260.73
18 -000-1042	CASH IN TEXAS CL	0.00	0.00	0.00	0.00	0.00
	FUND 18 TOTAL	4,055.02	14,326.21	0.00	18,381.23	10,260.73
FORFEITURE-DIST ATTORNEY						
19 -000-1030	CASH IN BANK	223.97	1,100.00	1,318.67CR	5.30	233.25CR

		BEGINNING BALANCE	TOTAL DEBITS	TOTAL CREDITS	ENDING BALANCE	AVERAGE DAILY BALANCE
19 -000-1040	CASH IN TEXPOOL	0.00	0.00	0.00	0.00	0.00
19 -000-1042	CASH IN TEXAS CL	290,463.92	140.31	1,100.00CR	289,504.23	290,175.26
	FUND 19 TOTAL	290,687.89	1,240.31	2,418.67CR	289,509.53	289,942.01
FORFEITURE-SHERIFF						
21 -000-1030	CASH IN BANK	150.19CR	500.00	201.18CR	148.63	130.92CR
21 -000-1040	CASH IN TEXPOOL	0.00	0.00	0.00	0.00	0.00
21 -000-1042	CASH IN TEXAS CL	56,874.33	27.44	500.00CR	56,401.77	56,741.91
	FUND 21 TOTAL	56,724.14	527.44	701.18CR	56,550.40	56,610.99
TECHNOLOGY FUND						
23 -000-1030	CASH IN BANK	1,084.47	608.25	1,300.00CR	392.72	973.17
23 -000-1040	CASH IN TEXPOOL	0.00	0.00	0.00	0.00	0.00
23 -000-1042	CASH IN TEXAS CL	98.00	1,300.15	0.15CR	1,398.00	444.67
	FUND 23 TOTAL	1,182.47	1,908.40	1,300.15CR	1,790.72	1,417.84
JUV PROB DISCRETIONARY						
24 -000-1030	CASH IN BANK	3,688.58	160.00	0.00	3,848.58	3,693.91
24 -000-1042	CASH IN TEXAS CL	0.00	0.00	0.00	0.00	0.00
	FUND 24 TOTAL	3,688.58	160.00	0.00	3,848.58	3,693.91
JUVENILE PROBATION GRANTS						
25 -000-1030	CASH IN BANK	448.21	13,671.00	14,055.15CR	64.06	2,617.16CR
25 -000-1040	CASH IN TEXPOOL	0.00	0.00	0.00	0.00	0.00
25 -000-1042	CASH IN TEXAS CL	61,643.75	29.72	2,800.00CR	58,873.47	61,458.07
	FUND 25 TOTAL	62,091.96	13,700.72	16,855.15CR	58,937.53	58,840.91
LAW LIBRARY						
26 -000-1030	CASH IN BANK	368.77	1,050.00	532.41CR	886.36	574.46
26 -000-1042	CASH IN TEXAS CL	9,200.00	4.48	4.48CR	9,200.00	9,200.00
	FUND 26 TOTAL	9,568.77	1,054.48	536.89CR	10,086.36	9,774.46
LEOSE-LAW ENF OFFICERS ED						
27 -000-1030	CASH IN BANK	246.31	0.00	0.00	246.31	246.31

		BEGINNING BALANCE	TOTAL DEBITS	TOTAL CREDITS	ENDING BALANCE	AVERAGE DAILY BALANCE
27 -000-1042	CASH IN TEXAS CL	5,640.00	2.74	2.74CR	5,640.00	5,640.00
	FUND 27 TOTAL	5,886.31	2.74	2.74CR	5,886.31	5,886.31
LIBRARY-MEMORIAL FUND						
28 -000-1030	CASH IN BANK	2,706.23	93.24	1,154.57CR	1,644.90	2,190.93
28 -000-1040	CASH IN TEXPOOL	4,206.98	0.75	0.00	4,207.73	4,207.01
28 -000-1042	CASH IN TEXAS CL	53,018.31	25.64	0.00	53,043.95	53,019.16
	FUND 28 TOTAL	59,931.52	119.63	1,154.57CR	58,896.58	59,417.10
RECORDS MGT- COUNTY CLERK						
29 -000-1030	CASH IN BANK	3,058.89	7,235.00	5,692.44CR	4,601.45	2,649.73
29 -000-1040	CASH IN TEXPOOL	0.00	0.00	0.00	0.00	0.00
29 -000-1042	CASH IN TEXAS CL	141,346.13	4,268.81	0.00	145,614.94	142,468.42
	FUND 29 TOTAL	144,405.02	11,503.81	5,692.44CR	150,216.39	145,118.15
RECORDS MGT - COUNTY						
30 -000-1030	CASH IN BANK	659.84	284.54	0.00	944.38	741.09
30 -000-1040	CASH IN TEXPOOL	0.00	0.00	0.00	0.00	0.00
30 -000-1042	CASH IN TEXAS CL	2,010.09	0.93	0.00	2,011.02	2,010.12
	FUND 30 TOTAL	2,669.93	285.47	0.00	2,955.40	2,751.21
RECORDS MGT - DIST CLERK						
31 -000-1030	CASH IN BANK	833.28	622.61	1,000.00CR	455.89	763.08
31 -000-1040	CASH IN TEXPOOL	0.00	0.00	0.00	0.00	0.00
31 -000-1042	CASH IN TEXAS CL	13,475.00	1,006.64	6.64CR	14,475.00	13,741.67
	FUND 31 TOTAL	14,308.28	1,629.25	1,006.64CR	14,930.89	14,504.75
SECURITY FUND						
32 -000-1030	CASH IN BANK	1,286.58	1,088.08	1,768.93CR	605.73	1,109.28
32 -000-1040	CASH IN TEXPOOL	0.00	0.00	0.00	0.00	0.00
32 -000-1042	CASH IN TEXAS CL	7,350.00	1,503.72	3.72CR	8,850.00	7,750.00
	FUND 32 TOTAL	8,636.58	2,591.80	1,772.65CR	9,455.73	8,859.28
CRTHSE SECURITY - JPS						
33 -000-1030	CASH IN BANK	483.00	92.30	0.00	575.30	516.84

		BEGINNING BALANCE	TOTAL DEBITS	TOTAL CREDITS	ENDING BALANCE	AVERAGE DAILY BALANCE
33 -000-1040	CASH IN TEX POOL	0.00	0.00	0.00	0.00	0.00
33 -000-1042	CASH IN TEXAS CL	0.00	0.00	0.00	0.00	0.00
	<b>FUND 33 TOTAL</b>	<b>483.00</b>	<b>92.30</b>	<b>0.00</b>	<b>575.30</b>	<b>516.84</b>
CHILD ABUSE PREVENTION						
34 -000-1030	CASH IN BANK	76.22CR	107.90	0.00	31.68	41.46CR
34 -000-1042	CASH IN TEXAS CL	0.00	0.00	0.00	0.00	0.00
	<b>FUND 34 TOTAL</b>	<b>76.22CR</b>	<b>107.90</b>	<b>0.00</b>	<b>31.68</b>	<b>41.46CR</b>
CHILD WELFARE						
35 -000-1030	CASH IN BANK	90.79	0.05	0.00	90.84	90.79
35 -000-1040	CASH IN TEXPOOL	0.00	0.00	0.00	0.00	0.00
35 -000-1042	CASH IN TEXAS CL	8,168.56	3.96	0.00	8,172.52	8,168.69
	<b>FUND 35 TOTAL</b>	<b>8,259.35</b>	<b>4.01</b>	<b>0.00</b>	<b>8,263.36</b>	<b>8,259.48</b>
HISTORICAL COMMISSION						
36 -000-1030	CASH IN BANK	95.83	1,030.04	1,124.00CR	1.87	70.76
36 -000-1040	CASH IN TEX POOL	0.00	0.00	0.00	0.00	0.00
36 -000-1042	CASH IN TEXAS CL	34,964.55	16.76	1,030.00CR	33,951.31	34,690.44
	<b>FUND 36 TOTAL</b>	<b>35,060.38</b>	<b>1,046.80</b>	<b>2,154.00CR</b>	<b>33,953.18</b>	<b>34,761.20</b>
MEDIATION FUND						
37 -000-1030	CASH IN BANK	1,450.00	0.00	0.00	1,450.00	1,450.00
37 -000-1042	CASH IN TEXAS CL	0.00	0.00	0.00	0.00	0.00
	<b>FUND 37 TOTAL</b>	<b>1,450.00</b>	<b>0.00</b>	<b>0.00</b>	<b>1,450.00</b>	<b>1,450.00</b>
BRIDGE REPLACEMENT						
39 -000-1030	CASH IN BANK	25.00	0.00	0.00	25.00	25.00
39 -000-1042	CASH IN TEXAS CL	189,180.24	91.49	0.00	189,271.73	189,183.29
	<b>FUND 39 TOTAL</b>	<b>189,205.24</b>	<b>91.49</b>	<b>0.00</b>	<b>189,296.73</b>	<b>189,208.29</b>
HIGHWAY						
40 -000-1030	CASH IN BANK	15,346.25CR	112,851.68	57,409.57CR	40,095.86	12,365.51
40 -000-1042	CASH IN TEXAS CL	0.00	0.00	0.00	0.00	0.00
	<b>FUND 40 TOTAL</b>	<b>15,346.25CR</b>	<b>112,851.68</b>	<b>57,409.57CR</b>	<b>40,095.86</b>	<b>12,365.51</b>

		BEGINNING BALANCE	TOTAL DEBITS	TOTAL CREDITS	ENDING BALANCE	AVERAGE DAILY BALANCE
ROAD & BRIDGE GEN NO. 1						
41 -000-1030	CASH IN BANK	940.87	47,023.84	47,693.79CR	270.92	10,324.03CR
41 -000-1040	CASH IN TEX POOL	15,907.50	2.81	0.00	15,910.31	15,907.59
41 -000-1042	CASH IN TEXAS CL	247,776.56	113.98	47,000.00CR	200,890.54	235,247.03
	FUND 41 TOTAL	264,624.93	47,140.63	94,693.79CR	217,071.77	240,830.59
ROAD & BRIDGE GEN NO. 2						
42 -000-1030	CASH IN BANK	1,498.25	29,119.07	30,477.09CR	140.23	6,701.99CR
42 -000-1040	CASH IN TEXPOOL	16,158.26	2.88	0.00	16,161.14	16,158.36
42 -000-1042	CASH IN TEXAS CL	332,764.44	157.31	29,000.00CR	303,921.75	325,036.35
	FUND 42 TOTAL	350,420.95	29,279.26	59,477.09CR	320,223.12	334,492.72
ROAD & BRIDGE GEN NO. 3						
43 -000-1030	CASH IN BANK	953.97	30,000.00	29,111.44CR	1,842.53	5,675.74CR
43 -000-1040	CASH IN TEX POOL	25,398.52	4.51	0.00	25,403.03	25,398.67
43 -000-1042	CASH IN TEXAS CL	171,270.75	79.30	28,500.00CR	142,850.05	163,673.39
	FUND 43 TOTAL	197,623.24	30,083.81	57,611.44CR	170,095.61	183,396.32
ROAD & BRIDGE GEN NO. 4						
44 -000-1030	CASH IN BANK	1,296.55	50,000.00	46,675.36CR	4,621.19	9,703.75CR
44 -000-1040	CASH IN TEX POOL	10,376.31	1.80	0.00	10,378.11	10,376.37
44 -000-1042	CASH IN TEXAS CL	319,819.68	149.02	45,500.00CR	274,468.70	307,691.31
	FUND 44 TOTAL	331,492.54	50,150.82	92,175.36CR	289,468.00	308,363.93
ROAD & BRIDGE LATERAL RD						
45 -000-1030	CASH IN BANK	15,660.92	0.00	10,440.62CR	5,220.30	11,958.63
45 -000-1042	CASH IN TEXAS CL	0.00	0.00	0.00	0.00	0.00
	FUND 45 TOTAL	15,660.92	0.00	10,440.62CR	5,220.30	11,958.63
PCT#1 EQUIPMENT REPLACMNT						
50 -000-1030	CASH IN BANK	55.72	1,400.34	1,453.00CR	3.06	596.93
50 -000-1040	CASH IN TEX POOL	0.00	0.00	0.00	0.00	0.00
50 -000-1042	CASH IN TEXAS CL	16,356.19	7.90	210.00CR	16,154.09	16,300.45
	FUND 50 TOTAL	16,411.91	1,408.24	1,663.00CR	16,157.15	16,897.38

		BEGINNING BALANCE	TOTAL DEBITS	TOTAL CREDITS	ENDING BALANCE	AVERAGE DAILY BALANCE
PCT#2 EQUIPMENT REPLACMNT						
51 -000-1030	CASH IN BANK	1.36	120.00	119.08CR	2.28	18.24CR
51 -000-1040	CASH IN TEX POOL	0.00	0.00	0.00	0.00	0.00
51 -000-1042	CASH IN TEXAS CL	7,468.40	3.58	120.00CR	7,351.98	7,436.52
	FUND 51 TOTAL	7,469.76	123.58	239.08CR	7,354.26	7,418.28
PCT#3 EQUIPMENT REPLACMNT						
52 -000-1030	CASH IN BANK	35.01	0.02	0.00	35.03	35.01
52 -000-1040	CASH IN TEX POOL	0.00	0.00	0.00	0.00	0.00
52 -000-1042	CASH IN TEXAS CL	6,543.09	3.17	0.00	6,546.26	6,543.20
	FUND 52 TOTAL	6,578.10	3.19	0.00	6,581.29	6,578.21
PCT#4 EQUIPMENT REPLACMNT						
53 -000-1030	CASH IN BANK	3.19	0.00	0.00	3.19	3.19
53 -000-1040	CASH IN TEX POOL	0.00	0.00	0.00	0.00	0.00
53 -000-1042	CASH IN TEXAS CL	98,602.09	47.70	0.00	98,649.79	98,603.68
	FUND 53 TOTAL	98,605.28	47.70	0.00	98,652.98	98,606.87
CONSTRUCTION GRANTS						
55 -000-1030	CASH IN BANK	358.20CR	0.00	44,235.30CR	44,593.50CR	32,797.42CR
55 -000-1042	CASH IN TEXAS CL	0.00	0.00	0.00	0.00	0.00
55 -000-1050	CASH-COMMUNITY A	0.00	0.00	0.00	0.00	0.00
	FUND 55 TOTAL	358.20CR	0.00	44,235.30CR	44,593.50CR	32,797.42CR
ABANDONED MOTOR VEHICLE						
57 -000-1030	CASH IN BANK	12,844.60	0.00	275.55CR	12,569.05	12,642.53
57 -000-1040	CASH IN TEXPOOL	0.00	0.00	0.00	0.00	0.00
57 -000-1042	CASH IN TEXAS CL	0.00	0.00	0.00	0.00	0.00
57 -000-1055	CASH IN BANK - A	1,756.13	0.00	0.00	1,756.13	1,756.13
	FUND 57 TOTAL	14,600.73	0.00	275.55CR	14,325.18	14,398.66
TRUANCY PREV & DIVERSION						
65 -000-1030	CASH IN BANK	1,979.96	378.31	0.00	2,358.27	2,118.68
65 -000-1040	CASH IN TEX POOL	0.00	0.00	0.00	0.00	0.00
	FUND 65 TOTAL	1,979.96	378.31	0.00	2,358.27	2,118.68

		BEGINNING BALANCE	TOTAL DEBITS	TOTAL CREDITS	ENDING BALANCE	AVERAGE DAILY BALANCE
CO SPECIALTY COURT						
66 -000-1030	CASH IN BANK	380.92	27.61	0.00	408.53	384.88
66 -000-1040	CASH IN TEX POOL	0.00	0.00	0.00	0.00	0.00
	FUND 66 TOTAL	380.92	27.61	0.00	408.53	384.88
FED & STATE RELIEF						
71 -000-1030	CASH IN BANK	0.00	84,188.26	84,181.42CR	6.84	12,121.08
71 -000-1042	CASH IN TEXAS CL	0.00	69,877.49	0.00	69,877.49	37,259.75
	FUND 71 TOTAL	0.00	154,065.75	84,181.42CR	69,884.33	49,380.83
COASTAL PROTECTION						
72 -000-1030	CASH IN BANK	16.65	0.01	0.00	16.66	16.65
72 -000-1042	CASH IN TEXAS CL	1,115,490.01	539.46	0.00	1,116,029.47	1,115,507.99
	FUND 72 TOTAL	1,115,506.66	539.47	0.00	1,116,046.13	1,115,524.64
AIRPORT						
80 -000-1030	CASH IN BANK	90.22	4,700.04	4,762.00CR	28.26	73.69
80 -000-1032	CLEARING	0.00	0.00	0.00	0.00	0.00
80 -000-1040	CASH IN TEXPOOL	0.00	0.00	0.00	0.00	0.00
80 -000-1042	CASH IN TEXAS CL	153,231.53	73.51	4,700.00CR	148,605.04	151,980.65
	FUND 80 TOTAL	153,321.75	4,773.55	9,462.00CR	148,633.30	152,054.34
JAIL COMMISSARY						
81 -000-1030	CASH IN BANK	5,845.85	1,546.24	46.59CR	7,345.50	6,604.81
81 -000-1040	CASH IN TEXPOOL	0.00	0.00	0.00	0.00	0.00
81 -000-1042	CASH IN TEXAS CL	0.00	0.00	0.00	0.00	0.00
	FUND 81 TOTAL	5,845.85	1,546.24	46.59CR	7,345.50	6,604.81
STATE FEES						
88 -000-1030	CASH IN BANK	56,817.88	26,423.91	9,116.82CR	74,124.97	63,533.76
88 -000-1042	CASH IN TEXAS CL	0.00	0.00	0.00	0.00	0.00
	FUND 88 TOTAL	56,817.88	26,423.91	9,116.82CR	74,124.97	63,533.76
TRUST INVESTMENT						
89 -000-1020	CASH- WILBREEZE	0.00	0.00	0.00	0.00	0.00



		BEGINNING BALANCE	TOTAL DEBITS	TOTAL CREDITS	ENDING BALANCE	AVERAGE DAILY BALANCE
89 -000-1030	CASH IN BANK	0.00	0.00	0.00	0.00	0.00
89 -000-1040	CASH IN TEXPOOL	28,641.36	4.82	0.00	28,646.18	28,641.52
89 -000-1042	CASH IN TEXAS CL	243,451.29	117.79	0.00	243,569.08	243,455.22
89 -000-1060	CASH IN BANK - M	0.00	0.00	0.00	0.00	0.00
FUND 89 TOTAL		272,092.65	122.61	0.00	272,215.26	272,096.74
DISTRICT CLERK RESRV ACCT						
90 -000-1030	CASH IN BANK	32,698.22	70.12	4,152.00CR	28,616.34	29,698.81
90 -000-1035	CASH IN BANK - N	0.00	0.00	0.00	0.00	0.00
90 -000-1040	CASH IN TEXPOOL	0.00	0.00	0.00	0.00	0.00
90 -000-1042	CASH IN TEXAS CL	23,673.17	11.44	0.00	23,684.61	23,673.55
FUND 90 TOTAL		56,371.39	81.56	4,152.00CR	52,300.95	53,372.36
FLOOD CONTROL - JC DRAIN						
92 -000-1030	CASH IN BANK	0.00	3,226.45	3,226.09CR	0.36	752.77
92 -000-1040	CASH IN TEXPOOL	0.00	0.00	0.00	0.00	0.00
92 -000-1042	CASH IN TEXAS CL	0.00	0.00	0.00	0.00	0.00
FUND 92 TOTAL		0.00	3,226.45	3,226.09CR	0.36	752.77
REPORT TOTALS		12,119,205.64	1,244,281.02	1,704,004.95CR	11,659,481.71	11,902,567.09
		=====	=====	=====	=====	=====



# Pledge Security Listing

June 30, 2020

EL CAMPO, TX

ID	CUSIP	Description	Safekeeping Location	Safekeeping Receipt	Coupon	Maturity Date	Call Date	Moody	S&P	Fitch	ASC 320	Face Amount	Current Par	Current Book Value	Market Value	Gain(Loss)
JACKSON COUNTY																
4869	313214HD4	FHLMC #G30927	FHLB		3.00	09/01/2035		AAA	AA+	AAA	HTM	5,000,000	2,736,564.05	2,849,746.18	2,869,971.55	20,225.37
4954	31418CSG0	FNMA #MA3218	FHLB		3.00	12/01/2032		AAA	AA+	AAA	HTM	4,000,000	2,526,224.24	2,586,520.80	2,655,693.23	69,172.43
4992	3128MMX57	FHLMC #G18699	FHLB		4.00	06/01/2033		AAA	AA+	AAA	HTM	4,000,000	2,013,791.92	2,066,563.94	2,116,998.76	50,434.81
5474	3132D53T7	FR #SB8010	FHLB		2.50	10/01/2034		AAA	AA+	AAA	HTM	2,100,000	1,781,757.83	1,793,900.66	1,857,482.54	63,581.88
<b>Total for JACKSON COUNTY</b>												<b>15,100,000</b>	<b>9,058,338.04</b>	<b>9,296,731.58</b>	<b>9,500,146.08</b>	<b>203,414.49</b>

Although the information in this report has been obtained from sources believed to be reliable, its accuracy cannot be guaranteed.

7/2/2020 11:22:30 AM

<b><u>INVESTMENTS</u></b>			<b>05/31/2020</b>				<b>06/30/2020</b>
<b>TexPool</b>							
<b>FUND</b>	<b>NAME</b>	<b>ACC'T #</b>	<b>BALANCE</b>	<b>INTEREST</b>	<b>DEPOSIT</b>	<b>WITHDRAW</b>	<b>BALANCE</b>
41	Road & Bridge Precinct #1	1100	15,907.50	2.81			15,910.31
42	Road & Bridge Precinct #2	1200	16,158.26	2.88			16,161.14
43	Road & Bridge Precinct #3	1300	25,398.52	4.51			25,403.03
44	Road & Bridge Precinct #4	1400	10,376.31	1.80			10,378.11
10	General	1500	260,954.36	46.42			261,000.78
28	Library - Memorial Fund	2800	4,206.98	0.75			4,207.73
89	Rojas Seizure	7210	11,551.81	2.10			11,553.91
89	Binning Heirs Trust Cause #4563	7406	2,353.37	0.30			2,353.67
89	Cordele Church & Cemetery	7502	5,691.69	0.90			5,692.59
89	Callis Receivership	7504	9,044.49	1.52			9,046.01
<b>TOTAL IN TEXPOOL</b>			<b>361,643.29</b>	<b>63.99</b>	<b>0.00</b>	<b>0.00</b>	<b>361,707.28</b>
Standard & Poor Global rating			AAAm				AAAm
AVERAGE INTEREST RATE			0.2685%				0.2165%

<b>Texas CLASS</b>			<b>ACC'T #</b>	<b>BALANCE</b>	<b>INTEREST</b>	<b>DEPOSIT</b>	<b>WITHDRAW</b>	<b>BALANCE</b>
10	General	0001	6,318,577.85	2,985.09	20,720.15	450,000.00	5,892,283.09	
12	Permanent Improvement	0012	1,093,705.52	528.92			1,094,234.44	
15	Commissary Telephone	0015	40,300.00	19.77	2,500.00	19.77	42,800.00	
17	District Attorney Hot Check	0017	7,200.00	3.49		3.49	7,200.00	
19	Forfeiture - District Attorney	0019	290,463.92	140.31		1,100.00	289,504.23	
21	Forfeiture - Sheriff	0021	56,874.33	27.44		500.00	56,401.77	
23	Technology	0023	98.00	0.15	1,300.00	0.15	1,398.00	
25	Juvenile Probation Grants	0025	61,643.75	29.72		2,800.00	58,873.47	
26	Law Library	0026	9,200.00	4.48		4.48	9,200.00	
27	LEOSE	0027	5,640.00	2.74		2.74	5,640.00	
28	Library - Memorial Fund	0028	53,018.31	25.64			53,043.95	
29	Records Management - County Clerk	0029	141,346.13	68.81	4,200.00		145,614.94	
30	Records Management - County	0030	2,010.09	0.93			2,011.02	
31	Records Management - District Clerk	0031	13,475.00	6.64	1,000.00	6.64	14,475.00	
32	Security	0032	7,350.00	3.72	1,500.00	3.72	8,850.00	
35	Child Welfare	0035	8,168.56	3.96			8,172.52	
36	Historical Commission	0036	34,964.55	16.76		1,030.00	33,951.31	
39	Bridge Replacement	0039	189,180.24	91.49			189,271.73	

	<b>Texas CLASS</b>	<b>ACCT #</b>	<b>BALANCE</b>	<b>INTEREST</b>	<b>DEPOSIT</b>	<b>WITHDRAW</b>	<b>BALANCE</b>
41	Road & Bridge Precinct #1	0041	247,776.56	113.98		47,000.00	200,890.54
42	Road & Bridge Precinct #2	0042	332,764.44	157.31		29,000.00	303,921.75
43	Road & Bridge Precinct #3	0043	171,270.75	79.30		28,500.00	142,850.05
44	Road & Bridge Precinct #4	0044	319,819.68	149.02		45,500.00	274,468.70
50	Road & Bridge Precinct #1 Equipment Replacement	0050	16,356.19	7.90		210.00	16,154.09
51	Road & Bridge Precinct #2 Equipment Replacement	0051	7,468.40	3.58		120.00	7,351.98
52	Road & Bridge Precinct #3 Equipment Replacement	0052	6,543.09	3.17			6,546.26
53	Road & Bridge Precinct #4 Equipment Replacement	0053	98,602.09	47.70			98,649.79
71	Federal & State Relief	0071	0.00	16.49	69,861.00		69,877.49
72	Coastal Impact Assistance	0072	1,115,490.01	539.46			1,116,029.47
80	Airport	0080	153,231.53	73.51		4,700.00	148,605.04
89	Hernandez DPS Seizure	1289	26,359.60	12.75			26,372.35
89	Trello DPS Seizure	2289	214,139.73	103.57			214,243.30
89	Lopez Gillen SO Seizure	4389	2,951.96	1.47			2,953.43
90	Borchardt - District Clerk Reserve	0090	23,673.17	11.44			23,684.61
	<b>TOTAL IN TEXAS CLASS</b>		<b>11,069,663.45</b>	<b>5,280.71</b>	<b>101,081.15</b>	<b>610,500.99</b>	<b>10,565,524.32</b>
	Standard & Poor Global rating		AAAm				AAAm
	AVERAGE INTEREST RATE		0.7600%				0.5900%
10	<b>Transfer Station Certificate of Deposit</b>	<b>Prosperity</b>	<b>18,364.17</b>	<b>69.24</b>			<b>18,433.41</b>
	INTEREST RATE		1.5000%				0.6500%
10	<b>Depository Money Market</b>	<b>Prosperity</b>	<b>483,040.98</b>	<b>178.17</b>			<b>483,219.15</b>
	AVERAGE INTEREST RATE		1.7900%				0.4500%

This report is presented in accordance with provisions of Texas Government Code §2256.023, the Public Funds Investment Act. The investments held in the Jackson County portfolio comply with the Public Funds Investment Act and the County's investment policy and strategies.

This report is true and correct to the best of my knowledge and belief according to the records of this office.



Mary Horton, CCT, CIO